



3DEXPERIENCE®

SOLIDWORKS and 3DEXPERIENCE WORKS

Academic Certification Provider Program 2.0

DS DASSAULT
SYSTEMES | The 3DEXPERIENCE® Company




TABLE OF CONTENTS

Rules and Policies

How to apply...

Overview of Different Provider Offers

Inside the online testing environment...

- Your account login
- Your exam credits
- Seat Count vs. Access Count
- Delivering exams with an “Exam Opportunity”

Things to Consider

Launch Plans

RULES AND POLICIES

RULES AND POLICIES FOR 2022

Certification New Rules

As an Academic Certification Provider you must read and agree to the following during the application process:

Before the Exam

- Provider applies for Academic Provider Program 10 business days before exam day
- Provider verifies the testing environment 10 business days before exam day
- **Students must create a VirtualTester account using their school email address**

During the Exam

- Students must take their own exams.
- If a student fails any segment of an exam, the student must wait 14 days before retaking the exam.
- Students must pass the CSWA exam first before taking any other certification exam.

Read and Confirm

- SOLIDWORKS monitors the testing environment during exams. We have a right to terminate a proctor or delete a certificate due to misuse of the Academic Certification Provider program.

SCHOOLS WITH STUDENT EMAIL ADDRESSES

- The use of 'official' school email addresses for students is encouraged
- **18875266@usc.student.com** as opposed to **BSmith8890@gmail.com**
- Anonymity of the school email address avoids the possible public disclosure of the students email address which is considered PII (Cubically Identifiable Information)
- After graduation, students can update their email address encouraging them to transport their account along with their careers'

SCHOOLS WITHOUT STUDENT EMAIL ADDRESSES

- You will be stuck using the outdated voucher code system
- You will not be provided access to additional reporting tools coming later in 2022
- You will not have access to **Expert** level exams (when available)

HOW TO APPLY

HOW TO APPLY

1. Go to <http://www.solidworks.com/cswa-academic> and click on the “SolidWorks Academic Certification Provider Application” link.
2. Complete the web application.

School Name

School Address

School Website URL

SolidWorks License Number

Contact Name

Contact Email

Contact Telephone Number

Your SolidWorks Reseller

Proposed Date to give the CSWA Exam

Proposed number of students to take the CSWA Exam

A Sample of Instructor’s email domain, and a sample of student’s email domain from the school.

3. This form is then reviewed by SolidWorks Education and SolidWorks Certification departments to validate the application (including the requirement of the school to be current with their subscription service)
4. Upon approval, the Certification department will create an online testing account for the contact person, based on their email address, **and issued a set number of exam credits based on license count**. The contact person will receive an email from virtualtester.com indicating their login credentials.

OVERVIEW OF DIFFERENT PROVIDER OFFERS

SOLIDWORKS Desktop Provider

Associate Level




Professional Level



- 15 Exams total
- 1 Credit for each exam per seat purchased per contract term
- Mechanical Design Associate and Professional are delivered in segmented versions

3DEXPERIENCE SOLIDWORKS Provider (Future Offering)

Associate Level



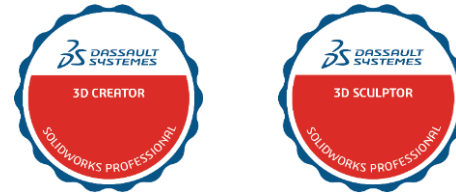
- 4 Exams total
- 1 Credit for each exam per seat purchased per contract term
- Mechanical Design Associate is delivered in segmented version

3DEXPERIENCE 3D Designer Provider (Future Offering)

Associate Level





Professional Level



- 7 Exams total
- 1 Credit for each exam per seat purchased per contract term

Provider Program Credentials (Future Offering)



INSIDE THE ONLINE TESTING ENVIRONMENT

YOUR ACCOUNT LOGIN

- Visit this website: <https://3dexperience.virtualtester.com>

Reset lost Password?
Please go to this [page](#) and follow the instructions.

News
June 2, 2021
The problems logging in for some CSWA Providers have been solved.
May 6, 2020
Digital Badges are now available for some SOLIDWORKS and 3DEXPERIENCE Exams. For more information please visit the [Digital Badges at Dassault Systèmes](#) page for more information.
July 22, 2019
You can now link your social media accounts to your Certification profile, giving other users a way to connect with you.

FAQs
Please visit the Support and Contacts page to the left for any support related questions.

Welcome to the 3DEXPERIENCE® Certification Center
The 3DEXPERIENCE® Certification Center is where you are able to login to manage your certificates, exam credits, and make changes to your account settings. It is also where you can use credits to create vouchers for others to use and take exams.
The 3DEXPERIENCE® Certification Center is the gateway to certifications for brands in Dassault Systèmes including SOLIDWORKS, CATIA, SIMULIA and DELMIA. For more information on the various certification offerings from these brands, please visit their respective sites:
[SOLIDWORKS Certifications](#)
[CATIA Certifications](#)
[SIMULIA Certifications](#)
[DELMIA Certifications](#)
Digital Badges Now Available for Some SOLIDWORKS and 3DEXPERIENCE Exams
In a continuing effort to add value to our certification program, Dassault Systèmes is launching Digital Badges for some of our certifications.
A digital badge holds a bit more recognition because of the governance behind it, plus the fact that anyone earning one needs to actually claim it, which shows the person is aware of the credential, and has claimed it.
For more information please visit this site to learn all about [Digital Badges at Dassault Systèmes](#).
How to take a Certification Exam?
Certification exams are available 24x7 by downloading the Tangix TesterPRO Client software from the link to the right and installing the software on your computer.

How to TAKE AN EXAM?

- 1 **DOWNLOAD**
- 2 **INSTALL** IN ANY LOCATION OF YOUR CHOICE

Download TesterPRO Client
Version 8.3.0.2118

[ZIP version](#)

★ Top 5 Certifications last month:

1. ASSOCIATE - Mechanical Design
2. PROFESSIONAL - Mechanical Design
3. ASSOCIATE - Additive Manufacturing
4. PROFESSIONAL - Sheet Metal
5. PROFESSIONAL - Drawing Tools

🏆 Latest Certificates issued:

- **Mitchell Blank, United States**
PROFESSIONAL - Mechanical Design
- **Herbert Fabián Rodríguez Serrano, Ecuador**
PROFESSIONAL - Mechanical Design
- **Ivan Chapa, United States**
3DEXPERIENCE 3D Structure Creator
- **Nicholas Peterson, United States**
PROFESSIONAL - Surfacing
- **Evan Hicks, United States**
PROFESSIONAL - Mechanical Design
- **LUIS GUSTAVO CARVALHO FERREIRA, Brazil**
PROFESSIONAL - Drawing Tools
- **Ruben Gonzalez Reyes, Mexico**
PROFESSIONAL - API
- **Xavier Hélie, Canada**
ASSOCIATE - Mechanical Design
- **David Winger, United States**
ASSOCIATE - Mechanical Design
- **Lennart Tinndahl, Denmark**
PROFESSIONAL - Mold Making

YOUR ACCOUNT LOGIN

Click here



The screenshot shows the 3DEXPERIENCE Certification Center website. The header includes the Dassault Systèmes logo and the text "3DEXPERIENCE® Certification Center". In the top right corner, there is a "Login" button with a right-pointing arrow icon, which is circled in red. A red arrow points from the text "Click here" to this button. Below the header, the page is divided into several sections: "Reset lost Password?", "News" (with dates like June 2, 2021 and May 6, 2020), "Digital Badges Now Available for Some SOLIDWORKS and 3DEXPERIENCE Exams", "How to take a Certification Exam?", "Download TesterPRO Client" (with a "Download TesterPRO Client" button and a "ZIP version" link), "Top 5 Certifications last month:", and "Latest Certificates issued:" (listing names and titles like Mitchell Blank, United States PROFESSIONAL - Mechanical Design).


How to TAKE AN EXAM?


- 1 **DOWNLOAD**
- 2 **INSTALL** IN ANY LOCATION OF YOUR CHOICE

YOUR ACCOUNT LOGIN

- Use the login credentials sent by email
(check spam filters, junk email etc. before claiming you did not receive this email)

Enter email and password to login and access your certificates and exam results.

Email 

Password 

Login

Remember Login [Lost Password?](#)


Create Account


 Login here

YOUR ACCOUNT LOGIN

- If you already have an account but have forgotten your password, use the “**Lost Password**” link on login screen

Enter email and password to login and access your certificates and exam results.

Email 

Password 

Login

Remember Login

[Lost Password?](#)

Create Account

Lost Password



YOUR ACCOUNT WITH TEST CREDITS

- Click on the **Your Credits** tab in the **My Account** area
- Notice your account shares a set number of available test credits according to your School or District **seat count** quantity

Available
Test
Credits

To redeem a Exam Voucher enter the code here: [Redeem](#) [Create Exam Opportunity](#) [Show Transactions](#)

Balance	Description	Latest Transaction
90	*SW Edu - SolidWorks Associate Part 1 of 2 (CSWA-EDU)	10/06/2021
100	*SW Edu - SolidWorks Associate Part 2 of 2 (CSWA-EDU)	10/06/2021
100	*Professional - MBD (CSWP-MBD)	07/24/2021
100	*Professional - CAM (CSWP-CAM)	07/24/2021
100	*Associate - Additive Manufacturing (CSWA-AM)	07/24/2021
100	*Associate - Electrical (CSWA-E)	07/24/2021
100	*Associate - Simulation (CSWA-S)	07/24/2021
100	*Associate - Sustainability (CSWA-SD)	07/24/2021

Exam Opportunities | Active Vouchers | Redeemed Vouchers

Tracking Tag	Status	Certification	Created By	Active From	Active To	Users	Usage
--------------	--------	---------------	------------	-------------	-----------	-------	-------

UNDERSTANDING SEAT COUNT VS. ACCESS COUNT

IMPORTANT!!!

- The **seat count** is set at the School or District level (when account has multiple school locations)
- Each school and instructor is pulling from the same seat count quantity
- *Schools are given **Access** to X amount of different exams for every seat of SOLIDWORKS on subscription during each 12month period of the subscription term
- With an **exam opportunity** instructors can continue to create trackable access to exams without the distribution hassle of using voucher codes

UNDERSTANDING SEAT COUNT VS. ACCESS COUNT

*How many different exams do we get **Access** to?

- **SW Desktop Providers** are given access to **15 different exams**
- **3DEXP SW Providers** are given access to **4 different exams**
- **3DEXP 3D Designer Providers** are given access to **7 different exams**

UNDERSTANDING SEAT COUNT VS. ACCESS COUNT

Example:

- A school district whom is a **SOLIDWORKS Desktop Provider** has 100 seats of SOLIDWORKS on subscription, and has 3 schools taking part in the Academic Certification Program. This means all 3 schools are sharing the 100 total seat count, and can have 100 students maximum participate in the free certification program
- Each student (up to the 100 student maximum threshold) will have **Access to 15** different SOLIDWORKS exams
- In other words, 1500 total exams can be delivered among the 100 students
- Note: This includes retakes.

HOW TO CREATE AN EXAM OPPORTUNITY

1. Click on the exam from the "Description" column.
2. Click on the "Create Exam Opportunity" button

We kept the familiar interface in place 😊

The screenshot shows the SolidWorks interface with a table of exam vouchers. The first row is highlighted in yellow and circled in red, with a red circle containing the number '1' next to it. The 'Create Exam Opportunity' button in the top right corner is also circled in red, with a red circle containing the number '2' next to it. A red arrow points from the button to the first row of the table. A red text box with the text 'Button to Create Exam Opportunity' is overlaid on the table.

Balance	Description	Latest Transaction
90	*SW Edu - SolidWorks Associate Part 1 of 2 (CSWA-EDU)	10/06/2021
100	*SW Edu - SolidWorks Associate Part 2 of 2 (CSWA-EDU)	10/06/2021
100	*Professional - MBD (CSWP-MBD)	07/24/2021
100	*Professional - CAM (CSWP-CAM)	07/24/2021
100	*Associate - Additive Manufacturing (CSWA-AM)	07/24/2021
100	*Associate - Electrical (CSWA-E)	07/24/2021
100	*Associate - Simulation (CSWA-S)	07/24/2021
100	*Associate - Sustainability (CSWA-SD)	07/24/2021

Exam Opportunities Active Vouchers Redeemed Vouchers

Tracking Tag	Status	Certification	Created By	Active From	Active To	Users	Usage
There is no data to display							

CREATING AN EXAM OPPORTUNITY

- Tracking Tags are required by default to organize test results

We kept the familiar interface in place 😊

Create Exam Opportunity

*SW Edu - SolidWorks Associate Part 1 of 2 (CSWA-EDU)

Your Current Balance: 100

Tracking Tag:

User Emails:

Lines added:

Available between: 10/12/2021 6:53 PM

and: 10/14/2021 6:53 PM

Time Zone: UTC-4 (America/New_York)

Create Exam Opportunity Cancel

Lines Added
Displays amount of email lines you entered.

Add Tracking Tag

User Emails

School email addresses only.

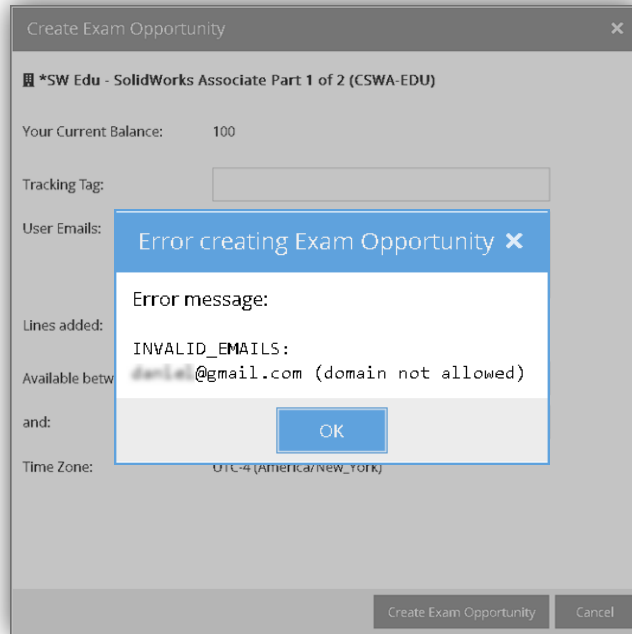
Time Frame

Exam Opportunities can be created up to 30days in advance.

CREATING AN EXAM OPPORTUNITY

- Tracking Tags are required by default to organize test results

We kept the familiar interface in place 😊



An Error message will pop up if the email account is not allowed.

EXAM OPPORTUNITIES ARE CREATED

No Voucher Codes Needed













The screenshot shows a user interface with a top navigation bar containing 'Certificates', 'Your Exams', 'Your Credits', and 'Settings'. Below this is a section for redeeming exam vouchers with a text input field and a 'Redeem' button. To the right are buttons for 'Create Exam Opportunity' and 'Show Transactions'. A table below lists voucher balances and descriptions. A red arrow points from the 'Create Exam Opportunity' button to the 'Exam Opportunities' table. A callout box with red text says 'Exam Opportunity is now active and displayed here.'

Balance	Description
90	*SW Edu - SolidWorks Associate Part 2 of 2 (CSWA-EDU)
90	*SW Edu - SolidWorks Associate Part 1 of 2 (CSWA-EDU)
90	*Professional - MBD (CSWP-MBD)
90	*Associate - Simulation (CSWA-S)

Exam Opportunities								
Tracking Tag	Status	Certification	Created By	Active From	Active To	Users	Usage	
Barnes - 2021 ...	OPEN	CSWA Academic - Part 1	Clinton Barnes, Cl...	10/12/2021 12:00 PM	10/14/2021 12:...	38	37	👁️🔗ⓧ
Barnes - 2021 ...	OPEN	CSWA Academic - Part 2	Clinton Barnes, Cl...	10/12/2021 12:00 PM	10/14/2021 12:...	38	38	👁️🔗ⓧ
2021 Fall - ENG...	CLOSED	CSWA Academic - Part 1	John Smith, Cimar...	10/11/2021 10:00 AM	10/14/2021 1:0...	10	0	👁️🔗ⓧ
2021 Fall - ENG...	SCHEDULED	CSWA Academic - Part 2	John Smith, Cimar...	10/18/2021 8:00 AM	10/22/2021 5:0...	10	0	👁️🔗ⓧ

Powered by VirtualTester - © Tangix Design & Development AB, SWEDEN 2005-2021 | [Privacy Policy](#)
3DEXPERIENCE® is a registered trademark of Dassault Systèmes All other trademarks and copyrights are the property of their respective owners.

VIEW EXAM OPPORTUNITY

Exam Opportunities								
Active Vouchers Redeemed Vouchers								
Tracking Tag	Status	Certification	Created By	Active From	Active To	Users	Usage	
Barnes - 2021 ...	OPEN	CSWA Academic - Part 1	Clinton Barnes, Ci...	10/12/2021 12:00 PM	10/14/2021 12:...	38	37	  
Barnes - 2021 ...	OPEN	CSWA Academic - Part 2	Clinton Barnes, Ci...	10/12/2021 12:00 PM	10/14/2021 12:...	38	38	  
2021 Fall - ENG...	CLOSED	CSWA Academic - Part 1	John Smith, Cimar...	10/11/2021 10:00 AM	10/14/2021 1:0...	10	0	  
2021 Fall - ENG...	SCHEDULED	CSWA Academic - Part 2	John Smith, Cimar...	10/18/2021 8:00 AM	10/22/2021 5:0...	10		  

Click here to
View Current Status of
Exam Opportunity



VIEW EXAM OPPORTUNITY

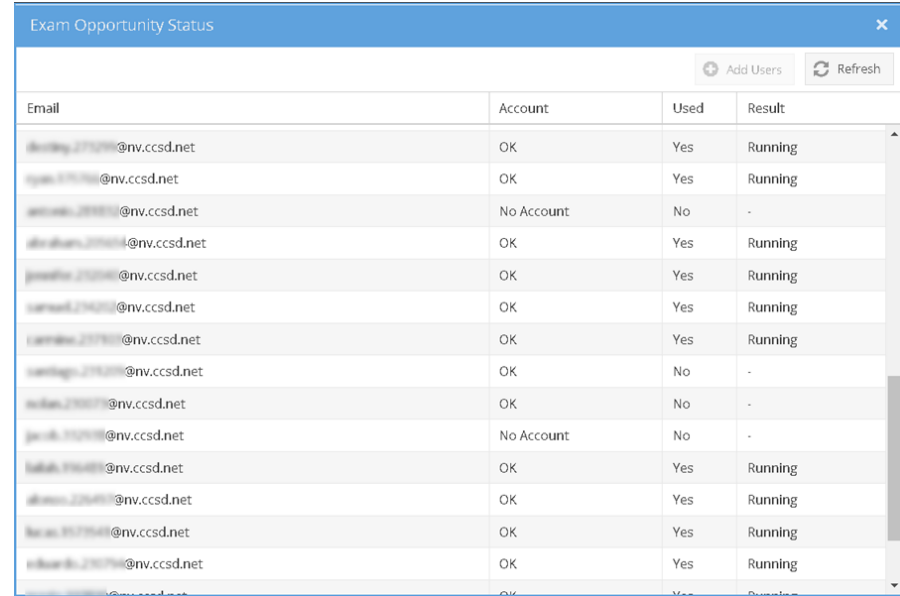
Exam Opportunity Status

+ Add Users Refresh

Email	Account	Used	Result
ibishop.21719@nv.ccsd.net	OK	Yes	Running
lynn.21719@nv.ccsd.net	OK	Yes	Running
mcneil.21719@nv.ccsd.net	No Account	No	-
alshuman.21719@nv.ccsd.net	OK	Yes	Running
jeanette.21719@nv.ccsd.net	OK	Yes	Running
carroll.21719@nv.ccsd.net	OK	Yes	Running
carroll.21719@nv.ccsd.net	OK	Yes	Running
carroll.21719@nv.ccsd.net	OK	No	-
mcneil.21719@nv.ccsd.net	OK	No	-
jeanette.21719@nv.ccsd.net	No Account	No	-
lynn.21719@nv.ccsd.net	OK	Yes	Running
alshuman.21719@nv.ccsd.net	OK	Yes	Running
lynn.21719@nv.ccsd.net	OK	Yes	Running
ibishop.21719@nv.ccsd.net	OK	Yes	Running
mcneil.21719@nv.ccsd.net	OK	Yes	Running

VIEW EXAM OPPORTUNITY













- **Account:** Displays the status of the student's VirtualTester account. **"No Account"**, means it has not been created or verified yet.
- **Used:** Displays **"No"** if the student has not yet taken an exam. **"Yes"** if student has taken an exam.
- **Result:**
 - **"Dash (-)"** Student has not started yet;
 - **"Running"** Exam is currently in progress;
 - **"Passed"** Student has passed the exam;
 - **"Failed"** Student has failed the exam.
- **Refresh:** Will refresh this window.



The screenshot shows a window titled "Exam Opportunity Status" with a close button (X) in the top right corner. Below the title bar are two buttons: "Add Users" and "Refresh". The main content is a table with four columns: "Email", "Account", "Used", and "Result". The table contains 15 rows of data, each representing a student's exam status.

Email	Account	Used	Result
lambert.2100@nv.ccsd.net	OK	Yes	Running
lambert.2100@nv.ccsd.net	OK	Yes	Running
lambert.2100@nv.ccsd.net	No Account	No	-
lambert.2100@nv.ccsd.net	OK	Yes	Running
lambert.2100@nv.ccsd.net	OK	Yes	Running
lambert.2100@nv.ccsd.net	OK	Yes	Running
lambert.2100@nv.ccsd.net	OK	Yes	Running
lambert.2100@nv.ccsd.net	OK	No	-
lambert.2100@nv.ccsd.net	OK	No	-
lambert.2100@nv.ccsd.net	No Account	No	-
lambert.2100@nv.ccsd.net	OK	Yes	Running
lambert.2100@nv.ccsd.net	OK	Yes	Running
lambert.2100@nv.ccsd.net	OK	Yes	Running
lambert.2100@nv.ccsd.net	OK	Yes	Running
lambert.2100@nv.ccsd.net	OK	Yes	Running

MODIFY EXAM OPPORTUNITY

Exam Opportunities								
Active Vouchers			Redeemed Vouchers					
Tracking Tag	Status	Certification	Created By	Active From	Active To	Users	Usage	
Barnes - 2021 ...	OPEN	CSWA Academic - Part 1	Clinton Barnes, Cl...	10/12/2021 12:00 PM	10/14/2021 12:...	38	37	  
Barnes - 2021 ...	OPEN	CSWA Academic - Part 2	Clinton Barnes, Cl...	10/12/2021 12:00 PM	10/14/2021 12:...	38	38	  
2021 Fall - ENG...	CLOSED	CSWA Academic - Part 1	John Smith, Cimar...	10/11/2021 10:00 AM	10/14/2021 1:0...	10	0	  
2021 Fall - ENG...	SCHEDULED	CSWA Academic - Part 2	John Smith, Cimar...	10/18/2021 8:00 AM	10/22/2021 5:0...	10		  



Click here  to
Modify Exam Opportunity

MODIFY EXAM OPPORTUNITY

Edit Exam Opportunity

Certification:
CSWA Academic - Part 1

Tracking Tag:
2021 Fall - ENG 101 - 10AM Class

Available between:

10/11/2021 10:00 AM

and:

10/14/2021 1:00 AM

UTC-4 (America/New_York)

+ Add Users

Email	Accou...	Used	Result	
[redacted]@nv.ccsd....	OK	No	-	🗑️
[redacted]@nv.ccsd.net	OK	No	-	🗑️
[redacted]@nv.ccsd.net	OK	No	-	🗑️
[redacted]@nv.ccsd.net	OK	No	-	🗑️
[redacted]@nv.ccsd.net	OK	No	-	🗑️
[redacted]@nv.ccsd.net	OK	No	-	🗑️
[redacted]@nv.ccsd.net	OK	No	-	🗑️
[redacted]@nv.ccsd.net	OK	No	-	🗑️
[redacted]@nv.ccsd.net	OK	No	-	🗑️
[redacted]@nv.ccsd.net	OK	No	-	🗑️

Update Exam Opportunity Cancel












Edit:
Start/End day and times

Add Users Button

Delete:
Student Access

Update:
Click here to save changes

ARCHIVE EXAM OPPORTUNITY

Exam Opportunities								
Exam Opportunities	Active Vouchers		Redeemed Vouchers					
Tracking Tag	Status	Certification	Created By	Active From	Active To	Users	Usage	
Barnes - 2021 ...	OPEN	CSWA Academic - Part 1	Clinton Barnes, Ci...	10/12/2021 12:00 PM	10/14/2021 12:...	38	37	  
Barnes - 2021 ...	OPEN	CSWA Academic - Part 2	Clinton Barnes, Ci...	10/12/2021 12:00 PM	10/14/2021 12:...	38	38	  
2021 Fall - ENG...	CLOSED	CSWA Academic - Part 1	John Smith, Cimar...	10/11/2021 10:00 AM	10/14/2021 1:0...	10	0	  
2021 Fall - ENG...	SCHEDULED	CSWA Academic - Part 2	John Smith, Cimar...	10/18/2021 8:00 AM	10/22/2021 5:0...	10		  



Click here  to
Archive
Exam Opportunity

Archiving an exam opportunity will:

1. Return any unused exam credits to the balance of your school or district's account;
2. Remove the exam opportunity from view;
3. Prevent any further modifications to the exam opportunity.

THINGS TO CONSIDER

SUGGESTED TIMELINE

For Exam Day Preparation

- **2-3 Weeks in Advance:**

- Ensure each student has been issued a school email address (Ex: r.jones@vols.ut.edu)
- Have students create a VirtualTester account with their school email address
 - **How?** From the **3DEXPERIENCE** Certification Center web page <https://3dexperience.virtualtester.com>

- **1 Week in Advance:**

- Setup student access to Certification exam(s)
- Double check all students have been verified with VirtualTester
- If necessary, remind unverified students to complete VirtualTester account creation
- *Recommended:*
 - Have students take the free CSWA Practice Exam

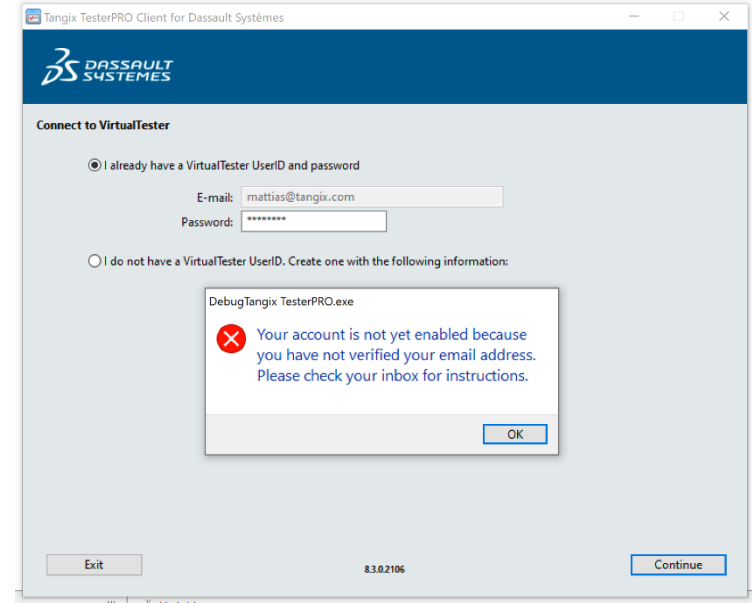
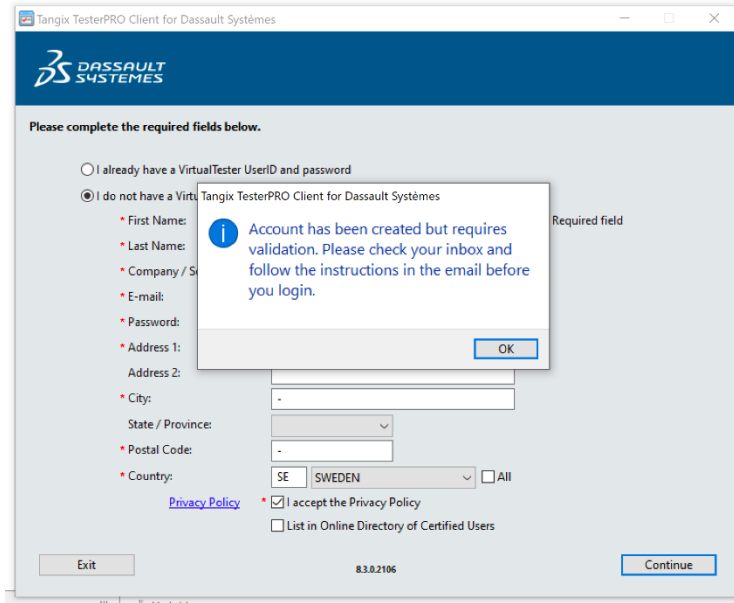
- **Exam Day:**

- Students login to the TesterPRO Client and selects exam to begin
- No Voucher code needed

THINGS TO CONSIDER

There are two ways to create a VirtualTester account

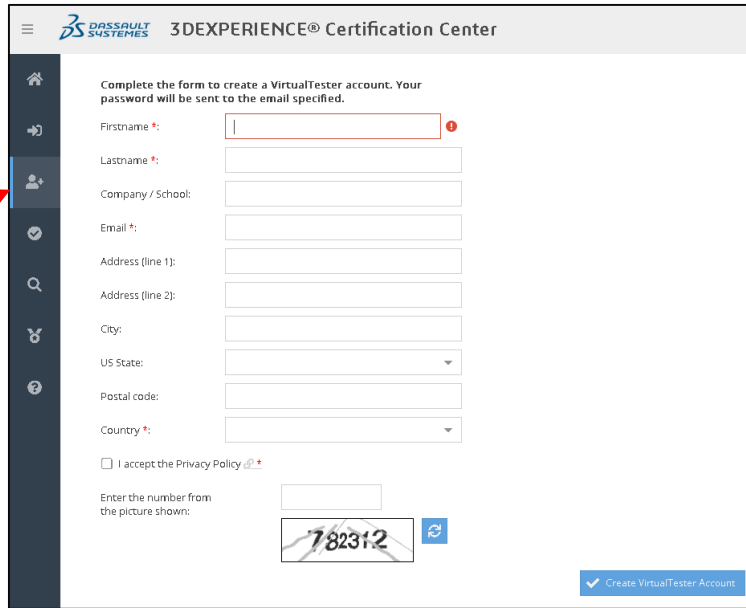
1. Register a new account from the **TesterPRO Client software**



THINGS TO CONSIDER

There are two ways to create a VirtualTester account

2. Register a new account from the 3DEXPERIENCE Certification Center web page



The screenshot shows the registration page for a VirtualTester account. The page title is "3DEXPERIENCE® Certification Center". The main heading is "Complete the form to create a VirtualTester account. Your password will be sent to the email specified." The form includes fields for: Firstname *, Lastname *, Company / School, Email *, Address (line 1), Address (line 2), City, US State (dropdown), Postal code, and Country *. There is a checkbox for "I accept the Privacy Policy" and a CAPTCHA section with the number "782312" and a refresh button. A "Create VirtualTester Account" button is at the bottom right. A red arrow points to the user icon in the left sidebar.

This is the Preferred Method

No extra steps required

We already send the password by email to the user!

Web page: <https://3dexperience.virtualtester.com>

THINGS TO CONSIDER

- **Academic Certificates** will be issued with the school name on the certificates
- **Support** – Any type of support issue or problem requiring the restarting of an exam can be handled by the SOLIDWORKS Certification Team within 24hrs, Monday – Friday (non-holidays) Please note: Immediate support is not possible
- **Email verification** may get caught up in spam or school filters

LAUNCH PLANS

LAUNCH PLANS

- Live training technical session at **3DEXPERIENCE World 2022 EDU Track**
 - Held on Sunday Feb 6 @10:45am
 - Session #1351
- Worldwide Launch **Monday, February 28, 2022**

QUESTIONS

Contact
SOLIDWORKS EDU Team:
SOLIDWORKS.EDU-Certs@3ds.com

